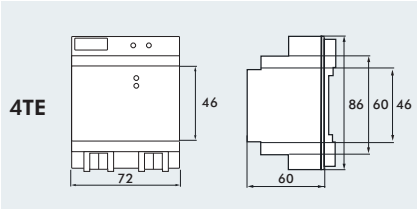










LUXOMAT® KNXnet/IP Interface



FUNCTIONAL OVERVIEW

Function	
Primary functions	✓
Visualisation	
Database and alarm history	
Scenes	
Weekly time switching plan	
Annual time switching plan	
Logic	

TECHNICAL DATA

-  External and via KNX BUS, SELV 12-30 V AC/DC
LED red when displaying normal/addressing mode
-  **PWR-LED green** when displaying operational readiness (blinks when operating normally)
-  **ERR-LED red** when displaying error conditions
Learn key for switching normal/addressing mode
-  IP20 / Class I
-  **4 TE**
L 72 x W 60 x H 86 mm
-  **Operation**
0°C to +45°C
-  **Storage**
-25°C to +70°C
-  Plastic LEXAN UL-94-V0

PRODUCT INFORMATION

- Affordable programming of a KNX system via LAN.
- Programming interfaces from the ETS to the KNX BUS
- Scan function (ETS3 and 4)
- KNXnet/IP tunnel connection
- 4TE plastic top-hat rail housing
- Programmable via ETS3 and 4
- Connection: 12-30 V AC/DC, network and KNX



Description	Colour	Part number
KNXnet/IP Interface	white	90125