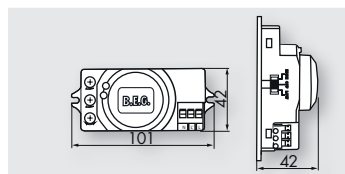


HF-MD1

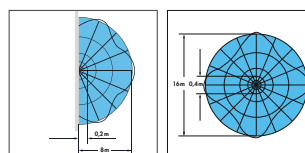


i PRODUCT INFORMATION

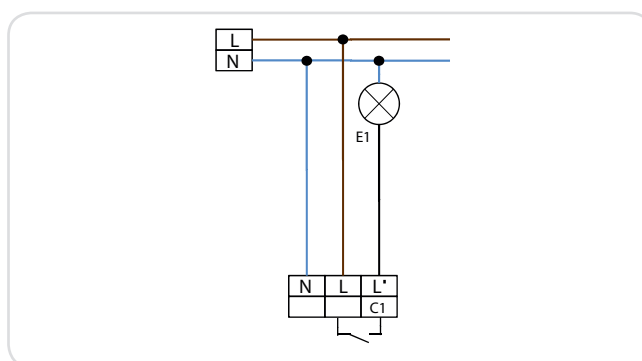
- High frequency motion detector, designed for surface mount and installation in lights
- Temperature-independent detection
- Detection can be made through various materials
- Range, twilight setting and light-on time set via dials

■ TECHNICAL DATA

- ⚡ 230 V AC +/- 10 %
- ⏻ ca. 1.2W
- 🌀 360°
- 📏 max. Ø 0,4 - 16 m
- 🛡️ IP20 / Class II
- 🌡️ -15 °C to +50 °C
- 📦 Housing UV- and shock resistant polycarbonate
- Channel 1 (control the lighting)**
- 💡 1200 W, cos φ = 1
- 🕒 **HF-MD1** 5 s - 15 min
- 🕒 **HF-MD1 ESL** (for use with fluorescent lamps) 5 min - 15 min
- 🌙 2 - 2000 Lux



Walking across or towards
The range depends on size and speed of the object.



Description	Colour	Part number
HF-MD1	white	94401
HF-MD1 ESL	white	94417