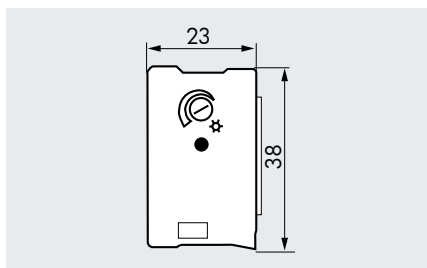








LUXOMAT® CdS-R



TECHNICAL DATA

-  230 V~ ±10%
-  Housing IP20 / II / CE
Sensor IP54 / II / CE
-  L 61 x W 23 x H 38 mm
-  -25°C to +50°C
-  made of high-quality and UV-resistant polycarbonate

Channel 1 (light control)

-  1000 W, cosφ = 1
350 W, cosφ = 0.4

 **Activation and deactivation delay:** 10 - 15 sec.

 2 - 100 Lux

PRODUCT INFORMATION

- LUXOMAT® CdS-R photocell with switch relay
- For retrofitting in outdoor lights and for use in branch boxes
- Small dimensions
- Continuously variable twilight value
- The cable between the photo sensor and electronic unit is around 15 cm long and may be extended to a maximum of 1.50 m
- **Application examples:**
ideal for entrance areas, staircases, halls where permanent light is required

